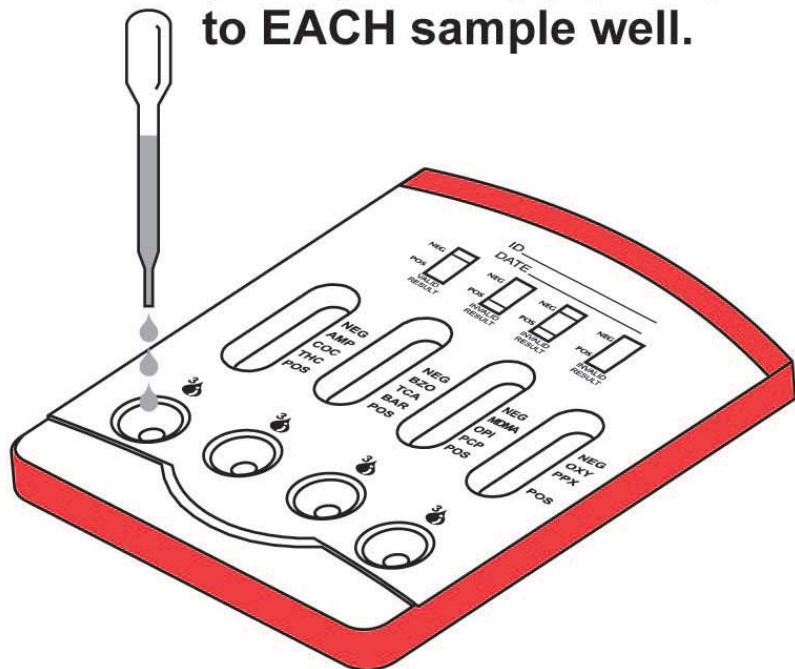


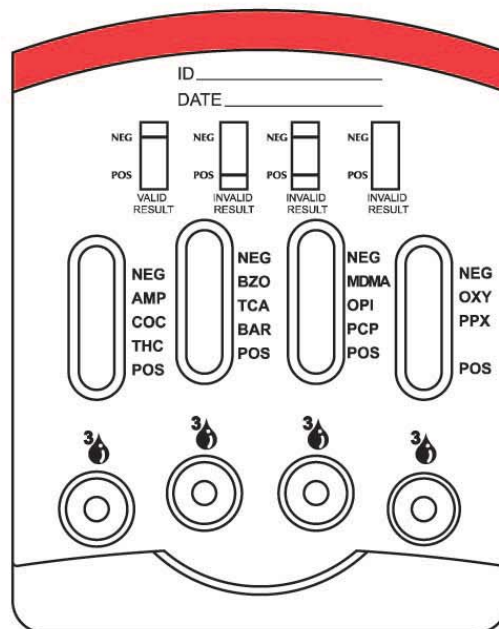
multi-CLIN™ Drug Screen Test Device

Please read the instructions carefully before performing the test.

1. Add 100µL of urine (3 drops using pipette) to EACH sample well.



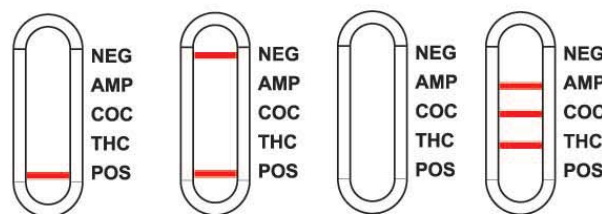
2. Wait 5 minutes to read results.



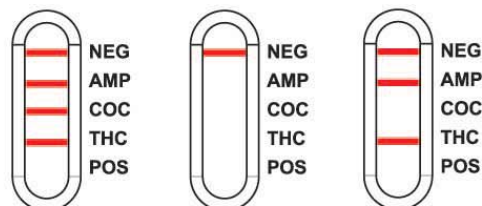
3. Confirm validity of results by checking NEG and POS Control Regions.

There should be NO line in the Positive Control Region (POS) and a visible line in the Negative Control Region (NEG).

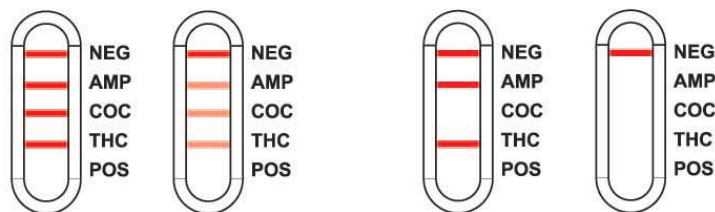
4. Interpret Results at 5 minutes.



INVALID RESULTS



EXAMPLES OF VALID RESULTS



VALID RESULT, NEGATIVE for ALL ANALYTES SHOWN

VALID RESULT, POSITIVE for COC

VALID RESULT, POSITIVE for ALL ANALYTES SHOWN