

# OrAlert™

Drug Screen

**NOW!** available  
with  
**BENZODIAZEPINES**



## OrAlert™ Drug Screen

*Corporate Drug Testing Made Simple.*

- Improved Sensitivity of Parent THC
- Zero Exposure Collection
- Split Specimen Well
- Detects Up To Six Drugs
- Simple Procedure

Brands You Can Trust™



# OrAlert™ Drug Screen

## OrAlert™ Drug Screen Corporate Drug Testing Made Simple.

### Benefits to Oral Fluid Drug Testing:

- On-site testing
- Saves time & money
- Donor friendly
- Tests multiple drugs at once
- Simple one step procedure
- No contact with specimen



#### Catalog #

DSF-765.....COC, THC, AMP, mAMP, OPI, PCP  
 DSF-765-031.....COC, THC, AMP, mAMP, OPI, BZO

#### Configuration:

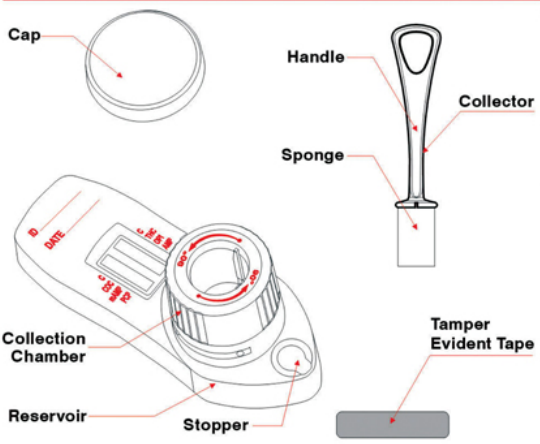
#### Drug Name:

Amphetamine (AMP).....	d-Amphetamine.....	50ng/mL
Methamphetamine (mAMP).....	d-Methamphetamine.....	50ng/mL
Cocaine (COC).....	Benzoylcgonine.....	20ng/mL
Opiates (OPI).....	Morphine.....	40ng/mL
Marijuana (THC).....	Δ <sup>9</sup> - THC.....	100ng/mL
Phencyclidine (PCP).....	Phencyclidine.....	10ng/mL
Benzodiazepines (BZO).....	Oxazepam.....	10ng/mL

#### Calibrator:

#### Cutoff:

## Procedure Card

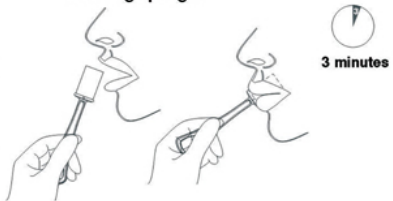


**1** • Instruct the donor to not place anything in the mouth including food, drink, gum or tobacco products for at least 10 minutes prior to collection.

**2** • Insert sponge end of collector into mouth. Actively swab the inside of the mouth and tongue with sponge. As soon as the sponge softens slightly, gently press the sponge between the tongue and teeth to ensure complete saturation. The sponge is saturated when no hard spots can be detected. Collect for a total of (3) minutes before removing sponge.

**3** • Insert collector into device so that the notches on the collector are aligned with the tracks on the inside of the collection chamber. Push collector down into chamber. Turn collector clockwise to lock into chamber. Wait 1 minute.

Turn Collector 1 minute



**4** • Rotate collection chamber 90° counterclockwise.

Rotate Collection Chamber 90°

**5** • Wait 9 minutes and read results.

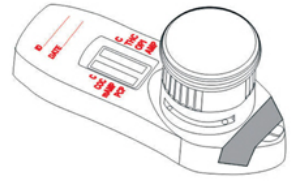
9 minutes

Positive for COC, mAMP, PCP, OPI, THC, AMP

Negative

Invalid

**6** • If results are positive, remove collector from device and secure reservoir with tamper evident tape. Secure cap onto collection chamber. Send device to laboratory for confirmation. Laboratory can access reservoir through stopper.



\* All positive results are presumptive and should be confirmed by an alternate method (e.g. GC/MS or GC/MS/MS).